



## **COLLINGWOOD UPPER SCHOOL**

**Morven Jan 2011**

### **Analysis Overview**

#### **Collection Information**

<b>Date of Analysis:</b>	12-Jan-2011 12:38:57
<b>Circulation System:</b>	Mandarin
<b>Data Integrity:</b>	Good: 98.15% holdings recognized
<b># of Records:</b>	10043
<b># of Holdings:</b>	11405
<b>Recognized Call Numbers:</b>	11194
<b>Average Age:</b>	1995
<b>Enrollment:</b>	700
<b>Items per Student:</b>	15.99

#### **School Information**

**COLLINGWOOD UPPER SCHOOL**  
**70 MORVEN DR**  
**WEST VANCOUVER, BC V7S**

#### **Contact Information**

<b>Name:</b>	MaryElise Citton
<b>Phone:</b>	604 925-3331
<b>Phone (alt):</b>	
<b>Fax:</b>	
<b>Email:</b>	me.citton@collingwood.org
<b>Email (alt):</b>	

## COLLINGWOOD UPPER SCHOOL

Prepared By : MaryElise Citton

12-Jan-2011 12:38:57

### Collection Analysis (by 100s)

The Hundred Divisions		Average Age	Items	% of Collection
000	Generalities	2001	128	1.14%
100	Philosophy and Psychology	1998	178	1.59%
200	Religion	1991	206	1.84%
300	Social Sciences	1996	1202	10.74%
400	Language	1991	48	0.43%
500	Natural Sciences/Mathematics	1993	1241	11.09%
600	Technology	1997	746	6.66%
700	The Arts	1993	1102	9.84%
800	Literature and Rhetoric	1990	905	8.08%
900	Geography and History	1995	2148	19.19%
Hundred Divisions Totals		1994	7904	70.61%

### Additional Category Listings


General Fiction	1997	2935	26.22%
Reference	1992	312	2.79%
Biography	n/a	0	0.00%
Professional	n/a	0	0.00%
Story Collection	n/a	0	0.00%
Paperback	n/a	0	0.00%
Easy	n/a	0	0.00%
Audio Visual	1997	43	0.38%
Additional Category Listings Totals	1997	3290	29.39%

Totals	1995	11194	
--------	------	-------	--

# COLLINGWOOD UPPER SCHOOL

Prepared By : MaryElise Clifton  
12-Jan-2011 12:38:57

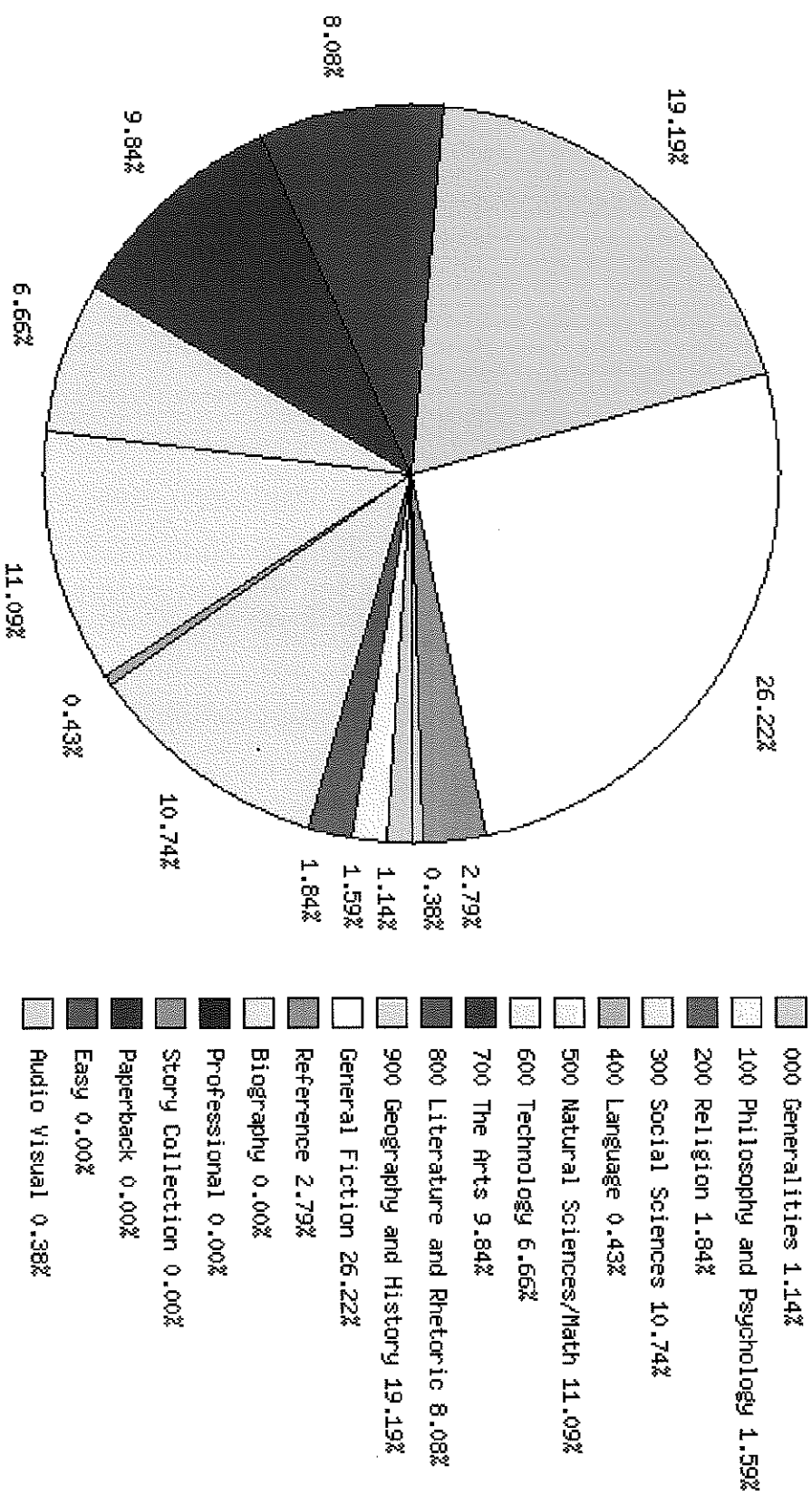
## Collection Analysis (by 100s) - Average Age



# COLLINGWOOD UPPER SCHOOL

Prepared By : MaryElise Clifton  
12-Jan-2011 12:38:57

## Collection Analysis (by 100s) - Main Classification Percentages



## COLLINGWOOD UPPER SCHOOL

Prepared By : MaryElise Citton

12-Jan-2011 12:38:57

### Collection Analysis (by 10s)

The Hundreds Divisions		Age	Items	% of Collection
600	Technology	1998	52	0.46%
610	Medical Sciences, Medicine	2000	266	2.38%
620	Engineering and Allied Operations	1995	199	1.78%
630	Agriculture	1992	90	0.80%
640	Home Economics and Family Living	1999	61	0.54%
650	Management Auxiliary Services	1999	28	0.25%
660	Chemical Engineering	1995	21	0.19%
670	Manufacturing	1986	6	0.05%
680	Manufacture for Specific Uses	1993	18	0.16%
690	Buildings	1982	5	0.04%
	Technology Totals	1997	746	6.66%
700	The Arts	1992	132	1.18%
710	Civic and Landscape Art	1984	3	0.03%
720	Architecture	1990	39	0.35%
730	Plastic Arts, Sculpture	1989	46	0.41%
740	Drawing and Decorative Arts	1996	183	1.63%
750	Painting and Paintings	1989	208	1.86%
760	Graphic Arts, Print Making	1985	21	0.19%
770	Photography and Photographs	1994	47	0.42%
780	Music	1993	102	0.91%
790	Recreational and Performing Arts	1996	321	2.87%
	The Arts Totals	1993	1102	9.84%
800	Literature and Rhetoric	1993	132	1.18%
810	American Literature in English	1990	252	2.25%
820	English and Old English Literatures	1990	440	3.93%
830	Literatures of Germanic Languages	1988	33	0.29%
840	Literatures of Romance Languages	1988	8	0.07%
850	Italian, Romanian, Rhaeto-Romanic	1991	4	0.04%
860	Spanish and Portuguese Literatures	1991	7	0.06%
870	Italic Literatures, Latin	n/a	0	0.00%
880	Hellenic Literatures, Classical Greek	1977	17	0.15%
890	Literatures of Other Languages	1985	12	0.11%
	Literature and Rhetoric Totals	1990	905	8.08%

## COLLINGWOOD UPPER SCHOOL

Prepared By : MaryElise Citton

12-Jan-2011 12:38:57

### Collection Analysis (by 10s)

The Hundreds Divisions		Age	Items	% of Collection
900	Geography and History	1994	135	1.21%
910	Geography and Travel	1996	264	2.36%
920	Biography, Genealogy, Insignia	1997	259	2.31%
930	History of Ancient World	1995	333	2.97%
940	General History of Europe	1995	487	4.35%
950	General History of Asia	1997	151	1.35%
960	General History of Africa	1999	59	0.53%
970	General History of North America	1994	422	3.77%
980	General History of South America	1996	31	0.28%
990	General History of Other Areas	1998	7	0.06%
	Geography and History Totals	1995	2148	19.19%

### Additional Category Listings

General Fiction	1997	2935	26.22%
Reference	1992	312	2.79%
Biography	n/a	0	0.00%
Professional	n/a	0	0.00%
Story Collection	n/a	0	0.00%
Paperback	n/a	0	0.00%
Easy	n/a	0	0.00%
Audio Visual	1997	43	0.38%
Additional Category Listings Totals	1997	3290	29.39%

Totals	1995	11194	
--------	------	-------	--

## COLLINGWOOD UPPER SCHOOL

Prepared By : MaryElise Citton

12-Jan-2011 12:38:57

# Balanced Dewey Comparisons: FLR

## Hundreds Divisions

		Avg Age	Items	% of Collection	FLR Bal. Dewey	Difference
000	Generalities	2001	128	1.14%	1.25%	-0.11%
100	Philosophy and Psychology	1998	178	1.59%	1.00%	0.59%
200	Religion	1991	206	1.84%	1.25%	0.59%
300	Social Sciences	1996	1202	10.74%	11.25%	-0.51%
400	Language	1991	48	0.43%	1.25%	-0.82%
500	Natural Sciences/Mathematics	1993	1241	11.09%	9.50%	1.59%
600	Technology	1997	746	6.66%	8.00%	-1.34%
700	The Arts	1993	1102	9.84%	7.00%	2.84%
800	Literature and Rhetoric	1990	905	8.08%	6.50%	1.58%
900	Geography and History	1995	2148	19.19%	11.00%	8.19%

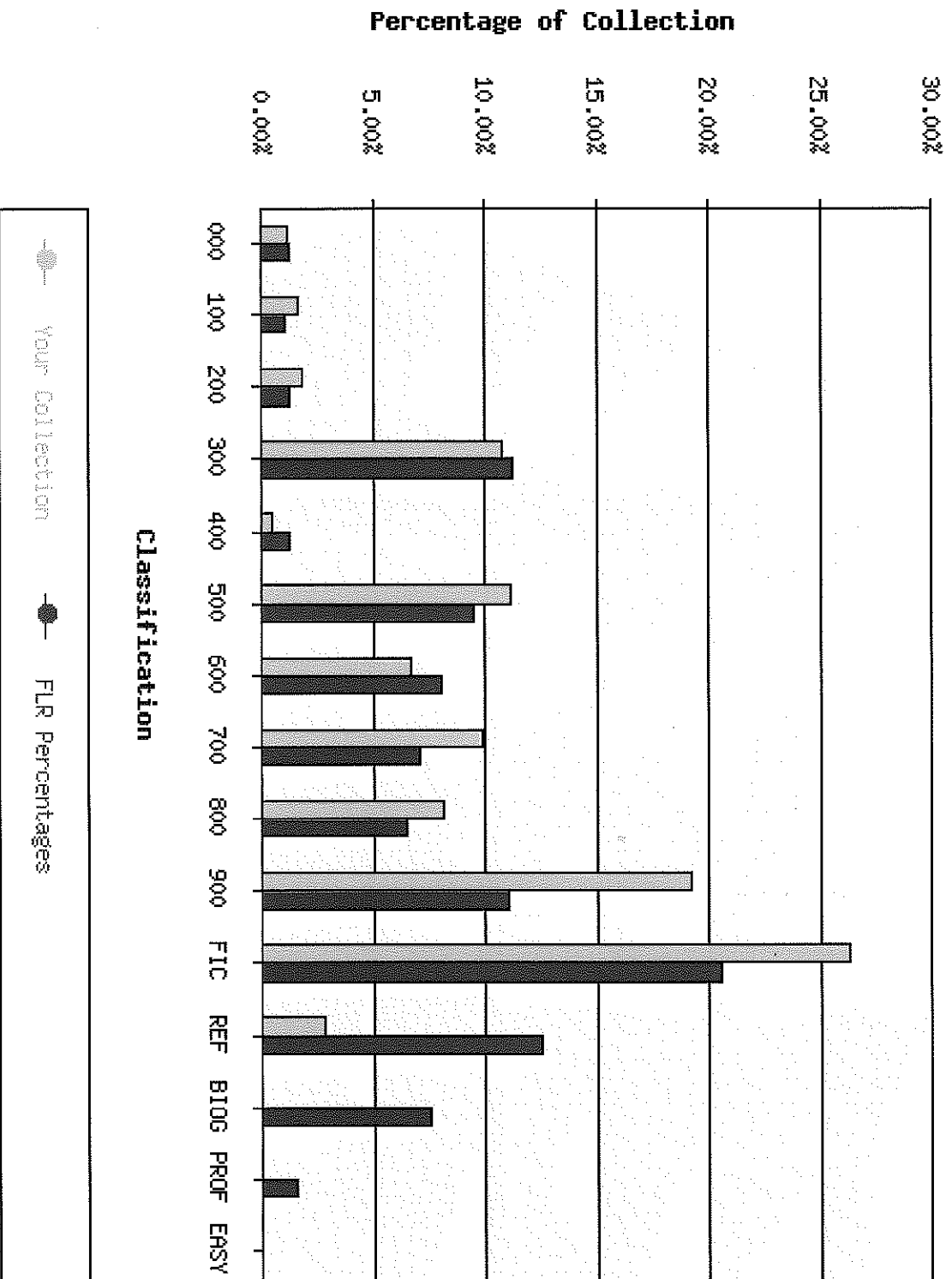
## Additional Category Listings

General Fiction	1997	2935	26.22%	20.50%	5.72%
Reference	1992	312	2.79%	12.50%	-9.71%
Biography	n/a	0	0.00%	7.50%	-7.50%
Professional	n/a	0	0.00%	1.50%	-1.50%
Story Collection	n/a	0	0.00%	n/a	n/a
Paperback	n/a	0	0.00%	n/a	n/a
Easy	n/a	0	0.00%	0.00%	0.00%
Audio Visual	1997	43	0.38%	n/a	n/a
Totals	1995	11194			

# COLLINGWOOD UPPER SCHOOL

Prepared By : MaryElise Clifton  
12-Jan-2011 12:38:57

## Balanced Dewey Comparisons: FLR





## COLLINGWOOD UPPER SCHOOL

Prepared By : MaryElise Clifton

12-Jan-2011 12:38:57

# Balanced Dewey Comparisons: Wilson

## Hundreds Divisions

		Avg Age	Items	% of Collection	Wilson Bal. Dewey	Difference
000	Generalities	2001	128	1.14%	0.60%	0.54%
100	Philosophy and Psychology	1998	178	1.59%	1.05%	0.54%
200	Religion	1991	206	1.84%	1.35%	0.49%
300	Social Sciences	1996	1202	10.74%	10.45%	0.29%
400	Language	1991	48	0.43%	0.20%	0.23%
500	Natural Sciences/Mathematics	1993	1241	11.09%	7.75%	3.34%
600	Technology	1997	746	6.66%	5.75%	0.91%
700	The Arts	1993	1102	9.84%	5.00%	4.84%
800	Literature and Rhetoric	1990	905	8.08%	6.50%	1.58%
900	Geography and History	1995	2148	19.19%	13.35%	5.84%

## Additional Category Listings

General Fiction	1997	2935	26.22%	20.40%	5.82%
Reference	1992	312	2.79%	14.15%	-11.36%
Biography	n/a	0	0.00%	11.45%	-11.45%
Professional	n/a	0	0.00%	2.00%	-2.00%
Story Collection	n/a	0	0.00%	n/a	n/a
Paperback	n/a	0	0.00%	n/a	n/a
Easy	n/a	0	0.00%	0.00%	0.00%
Audio Visual	1997	43	0.38%	n/a	n/a
Totals	1995	11194			

# COLLINGWOOD UPPER SCHOOL

Prepared By : MaryElise Clifton  
12-Jan-2011 12:38:57

## Balanced Dewey Comparisons: Wilson

